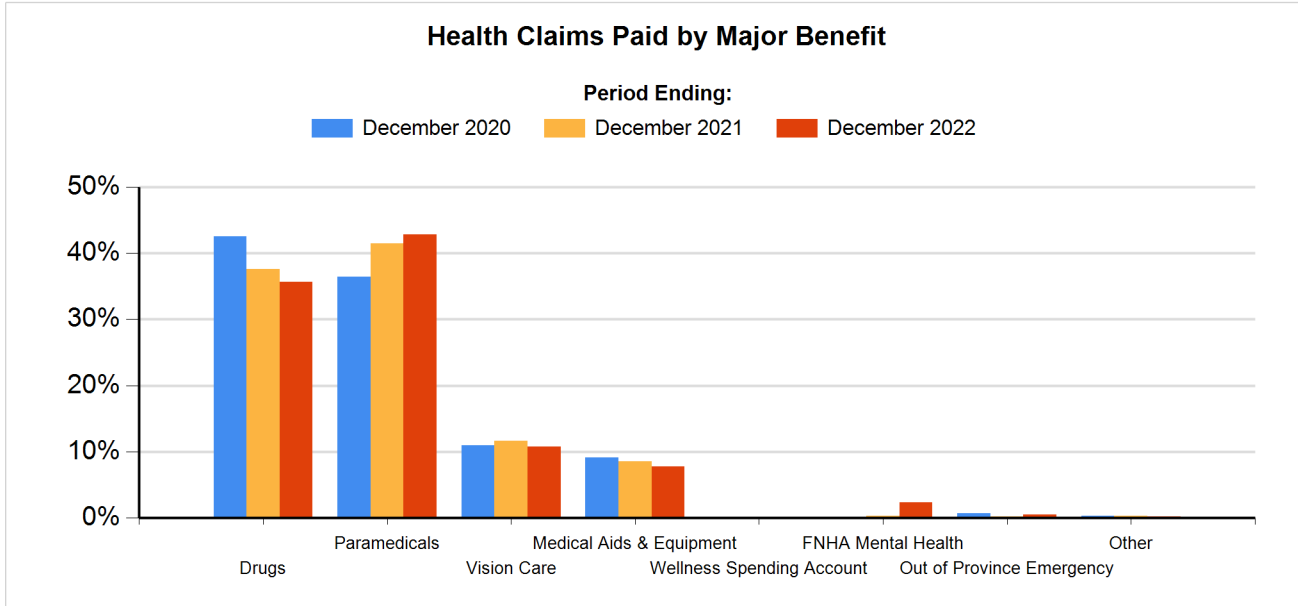
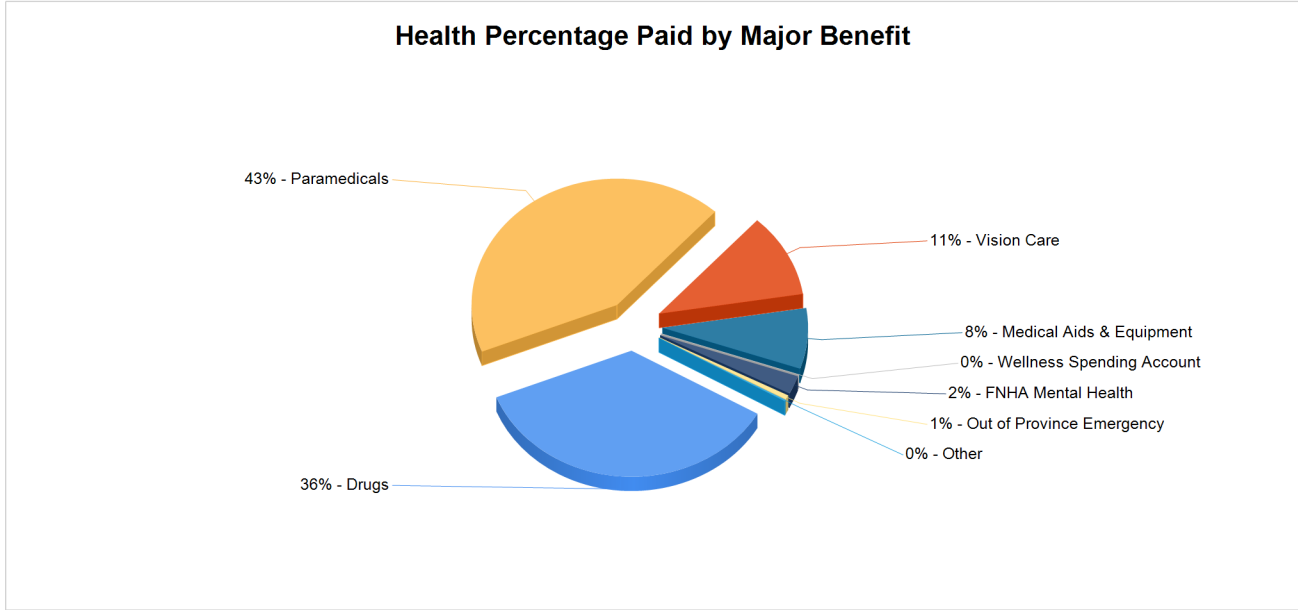


Pacific Blue Cross

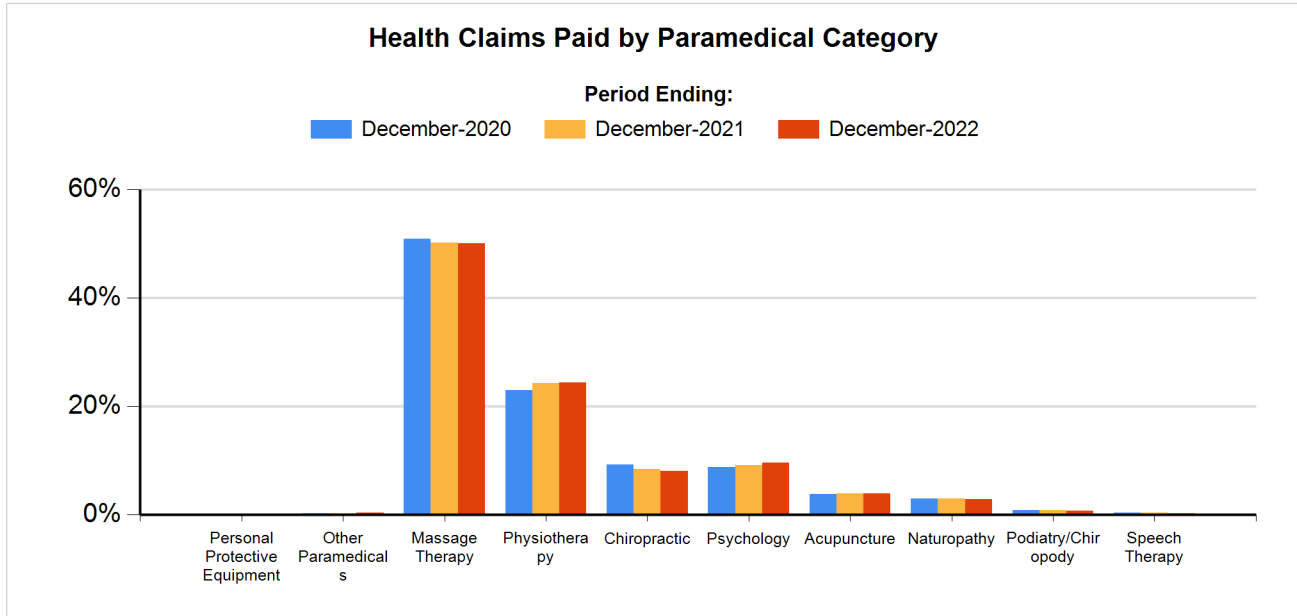


	January 2020 - December 2020	January 2021 - December 2021	January 2022 - December 2022
Drugs	42.48%	37.56%	35.64%
Paramedicals	36.43%	41.42%	42.79%
Vision Care	10.94%	11.66%	10.74%
Medical Aids & Equipment	9.10%	8.52%	7.76%
Wellness Spending Account	0.00%	0.00%	0.00%
FNHA Mental Health	0.00%	0.35%	2.35%
Out of Province Emergency	0.71%	0.20%	0.54%
Other	0.34%	0.30%	0.18%

Pacific Blue Cross

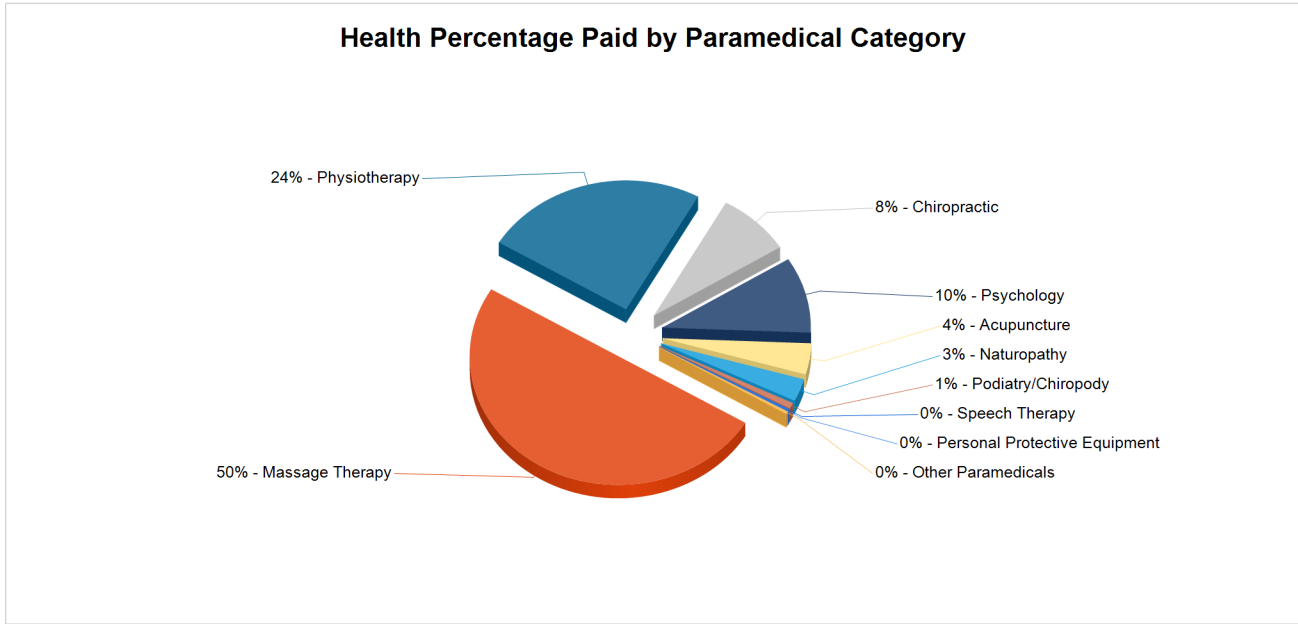


Pacific Blue Cross

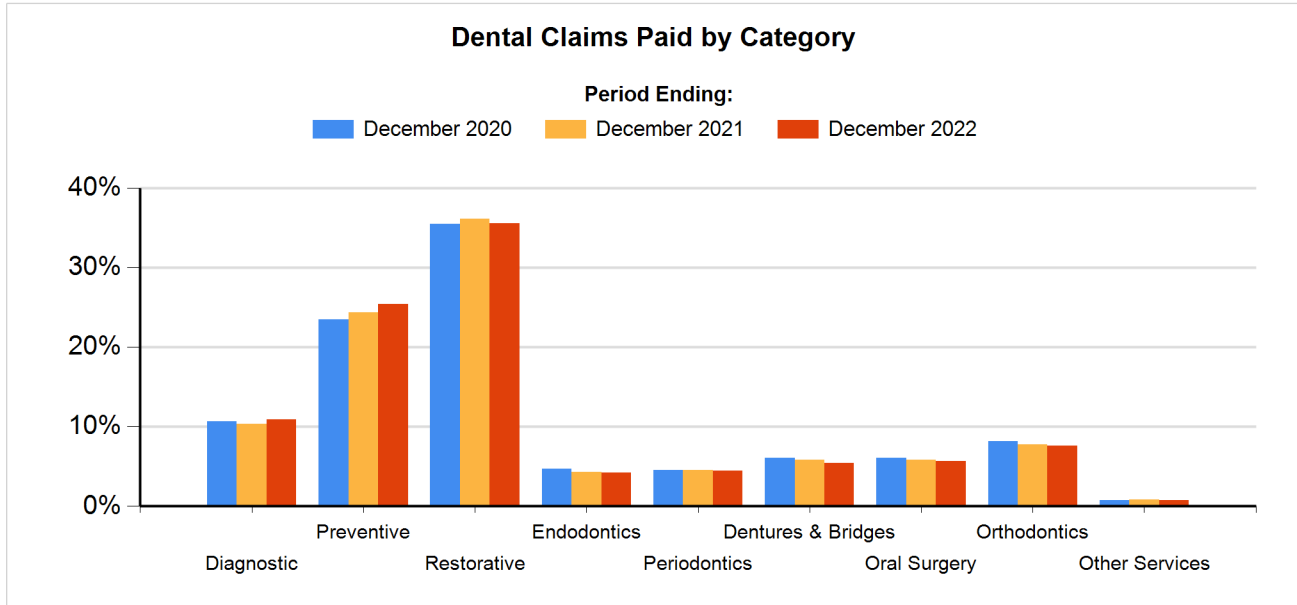


	January 2020 - December 2020	January 2021 - December 2021	January 2022 - December 2022
Personal Protective Equipment	0.00%	0.00%	0.00%
Other Paramedicals	0.25%	0.29%	0.33%
Massage Therapy	50.84%	50.13%	50.03%
Physiotherapy	22.92%	24.24%	24.35%
Chiropractic	9.27%	8.45%	8.06%
Psychology	8.79%	9.06%	9.53%
Acupuncture	3.78%	3.85%	3.87%
Naturopathy	3.01%	2.92%	2.81%
Podiatry/Chiroprapody	0.85%	0.79%	0.74%
Speech Therapy	0.29%	0.29%	0.29%

Pacific Blue Cross



Pacific Blue Cross



	January 2020 - December 2020	January 2021 - December 2021	January 2022 - December 2022
Diagnostic	10.68%	10.37%	10.93%
Preventive	23.50%	24.37%	25.37%
Restorative	35.45%	36.14%	35.53%
Endodontics	4.73%	4.29%	4.20%
Periodontics	4.55%	4.53%	4.46%
Dentures & Bridges	6.04%	5.86%	5.44%
Oral Surgery	6.08%	5.82%	5.66%
Orthodontics	8.17%	7.80%	7.61%
Other Services	0.80%	0.81%	0.79%

Pacific Blue Cross

